

A large, anthropomorphic orange pencil character with a pink eraser head and a smiling face. It is holding a string of three autumn leaves (yellow, orange, and brown) in its right hand. The pencil character is positioned on the right side of the page, extending from the top to the bottom.

**Guru Tegh Bahadur  
3<sup>rd</sup> Centenary Public School**

**SUMMER  
VACATION  
Holiday  
Homework**

**Class VII**



# SUMMER VACATION

Dear Parents,

- ❖ Long awaited Summer Holidays have commenced. It is a time to relax, rejuvenate, refresh and regain health. It is also a time to reduce stress & increase productivity.
- ❖ Spend quality time with your kids and inculcate values.
- ❖ Help and guide your ward in doing Holiday Homework.
- ❖ Ask him/her to help you in doing household work.
- ❖ Ask your ward to spend time with Grandparents and click pictures.
- ❖ Motivate your ward to look after and water the plants.
- ❖ Keep your children away from T.V., Mobile, Computer and Electric gadgets.
- ❖ Encourage your ward to converse in English.
- ❖ Do some kind of physical exercises with your kids. As a parent, it is important to spend quality time with them.
- ❖ Read the Newspaper every day and encourage your ward to do so.
- ❖ Pray together with family, every day, and give thanks to God for all HIS BLESSINGS.

**BE HEALTHY, BE HAPPY**

Regards

GTB-011-46575555

**Guru Tegh Bahadur 3<sup>rd</sup> Centenary Public School**

**C-Block, Mansarover Garden**

**Holiday Homework 2026-27**

**Class VII**

**English**

- 1) Read English newspaper every day and paste any five newspaper articles in separate notebook. Underline the nouns, pronouns, adjectives and verbs used in those articles.
- 2) Read any one English storybook and write the name of the book, author, characters, summary and moral of the story on an A4 size sheet.
- 3) Design a beautiful bookmark for your English Literature Reader. Write an inspirational quotation or slogan on it.
- 4) Revise tenses and learn question/answer of the lessons done so far.
- 5) Write a short poem of 8–10 lines on any one topic of your choice. Decorate the sheet creatively.
- 6) Prepare a colourful Vocabulary Tree on a chart paper using synonyms, antonyms and new words with meanings.
- 7) **Art Integrated Project**
  - Prepare a scrapbook on the Culture and Tourist Places of Sikkim. Include famous places, food, festivals, dance, music, traditional dresses and interesting facts with colourful pictures and short descriptions.

**Instructions**

- Complete all the work neatly.
- Maintain proper handwriting.
- Use coloured sheets wherever required.
- Submit the homework in a labelled file/folder

**Hindi**

- 1) अपनी पसंद से किसी भी एक विषय पर काल्पनिक साक्षात्कार कक्षा के सामने प्रस्तुत करने के लिए तैयार कीजिए। (छात्र दो-दो के समूह बना सकते हैं।)
- 2) A4 साइज शीट पर सिक्किम की रंगोली बनाइए।

## **French**

- 1) Make a colourful A4 size poster on the topic "LA FRANCE". Your poster must include:

**Title:** LA FRANCE (big and decorative)

### **Instructions:**

Use colours, drawings, pictures. Keep it neat and creative.

- One famous landmark.
- One famous French food.
- French flag with colours.
- At least 3 French greeting.
- One short sentence in French about France

- 2) Revise the syllabus done so far.

## **Punjabi**

- 1) ਕੋਈ ਇੱਕ ਕਹਾਣੀ ਚਿੱਤਰ ਸਹਿਤ A-4 size ਸ਼ੀਟ ਉੱਪਰ ਲਿਖੋ।
- 2) ਆਪਣੀ ਪੰਜਾਬੀ ਪਾਠ ਪੁਸਤਕ ਵਿੱਚੋਂ ਕੋਈ ਇੱਕ ਕਵਿਤਾ ਪੜ੍ਹੋ ਅਤੇ ਯਾਦ ਕਰੋ।
- 3) ਪੰਜਾਬੀ ਅਖਬਾਰ ਜਾਂ ਮੈਗਜ਼ੀਨ ਵਿੱਚੋਂ ਇੱਕ ਪੈਰਾ ਰੋਜ਼ ਪੜ੍ਹਨਾ ਹੈ।
- 4) ਪੰਜਾਬੀ ਪਾਠ ਪੁਸਤਕ ਵਿੱਚ ਕਰਾਇਆ ਗਿਆ ਸਾਰਾ ਕੰਮ ਯਾਦ ਕਰੋ।

## **Mathematics**

- 1) **Subject Enrichment Activity – Even odd Algorithm**

### **Instructions**

- a) Prepare a calendar of the month of June on an A4 size sheet.
- b) Choose any two numbers randomly from the calendar and answer the following questions on another A4 size sheet:
  - What happens when two odd numbers are added?
  - What happens when an even number and an odd number are added?
  - What happens when two even numbers are added?

- 2) **Mathematics Lab Practical:**

- Complete the practical work of Chapters 1, 2 and 8 in your Mathematics Lab Practical Book.

### 3) **Fraction Wheel Activity (Working Model)**

Create a working model of a Fraction Wheel showing different types of fractions such as:

- Proper Fractions
- Improper Fractions
- Mixed Fractions

You may use coloured paper, cardboard, or chart paper to make the model attractive and creative.

4) **Revision Work:** Revise multiplication tables up to 20 regularly.

### 5) **NOTE:**

- Maintain neat handwriting and proper presentation.
- Submit the holiday homework after the summer vacation.

## Science

1) Revise all work done in the class till now.

2) **Roll no : (1 to 7)** Make a science experiment calendar every month.

- One mini experiment
- Material required
- Result
- Add fun facts also

3) **Roll no : (8 to 14)** Make any best working model of science.

4) **Roll no : (15 to 21)** Make a 3D model of any planet by using waste material (Like – Earth, Jupiter, Mars, etc).

5) **Roll no : (22 to 29)** Make a scientist timeline wall hanging (Hanging Cards of scientists).

Like – Issac Newton, Albert Einstein, A.P.J Abdul Kalam, etc.

6) **Roll no : (30 to 37)** Make a calendar from best out of waste.

### **Make full calendar using:**

- Card board
- Newspaper
- Ice-cream sticks
- Bottle caps

7) All students will make a beautiful collage on the topic “flora and fauna of Sikkim”.

## Social Science

### 1) **PROJECT WORK- Chapter 8 – The Making of Sacred Land**

Prepare a short project (4–5 pages) on the sacred place allotted according to your roll number. Your project should include the following points:

- Historical importance
- Religious significance
- Architecture or special features
- Interesting facts

**NOTE:** Paste relevant pictures wherever possible.

#### a) **Roll No. (1 to 10) Project Topic: Golden Temple, Punjab**

Question: How does the Golden Temple reflect the spiritual values, history, and architectural beauty of Sikhism?

#### b) **Roll No. (11 to 20) Project Topic: Jagannath Temple, Odisha**

Question: Why is the Jagannath Temple considered one of the most important sacred places in India?

#### c) **Roll No. (21 to 30) Project Topic: Tirupati Venkateswara Temple, Andhra Pradesh**

Question: Tirupati Venkateswara Temple a significant pilgrimage centre for devotees?

#### d) **Roll No. (31 Onwards) Project Topic: Ajmer Sharif Dargah, Ajmer**

Question: How does Ajmer Sharif Dargah promote faith, peace, and harmony among people of different religions?

- 2) **Collage Making:** On an A3 size sheet/half chart paper prepare a collage on Different states of Northern plains.
- 3) Learn and revise all the topics taught in class so far thoroughly.
- 4) Read Newspaper daily and stay updated with current affairs.




## Computer

- 1) Make a poster on A3 size sheets on the topic Cyber Scam.

**Note:** You can take help from Google or your computer textbook (Page No. 129).

Students will make poster on different topics of Cyber Scam with their utmost creative skills.

## Art

Roll No.	Activity name	Description and material
1-15	Quilling paper art/Jewellery	<p><b>Task: use paper quilling techniques (coiling and fringing) to create a set of earrings, pendant, or a 3D decorative frame.</b></p> 
16-30	Lampshade form waste	<p><b>Task: create a decorative lampshade using thread-wrapping balloon.</b></p> 
31-45	Magazine paper furniture	<p><b>Task: roll old magazines or newspaper pages tightly into "logs". Use these logs to build a sturdy miniature piece of furniture (like a chair or a side table).</b></p> 

**HAPPY HOLIDAYS**